


Home

Validate


General information about company	
Scrip code	531304
Name of the company	NUTECH GLOBAL LIMITED
Whether company is SME	Yes
Class of Security	Equity Shares
Type of report	Quarterly
Quarter Ended / Half year ended/Date of Report (For Prelisting / Allotment)	30-09-2016
Date of allotment / extinguishment (in case Capital Restructuring selected) / Listing Date	
Shareholding pattern filed under	Regulation 31 (1) (b)



Home

Validate

Sr. No.	Particular	Yes/No
1	Whether the Listed Entity has issued any partly paid up shares?	No
2	Whether the Listed Entity has issued any Convertible Securities ?	No
3	Whether the Listed Entity has issued any Warrants ?	No
4	Whether the Listed Entity has any shares against which depository receipts are issued?	No
5	Whether the Listed Entity has any shares in locked-in?	No
6	Whether any shares held by promoters are pledge or otherwise encumbered?	No
7	Whether company has equity shares with differential voting rights?	No



NUTECH GLOBAL LIMITED  
 SHAREHOLDING PATTERN AS ON 30/09/2016  
 Table - I Summary Statement holding of specified securities


Category (I)	Category of Shareholder (II)	No of Shareholders (III)	No. of fully paid Equity Share Held (IV)	No. Of Partly Paid Equity Shares Held (V)	No. Of shares underlying Depository Receipts (VI)	Total Nos. Shares Held (VII) = IV+V+VI	Shareholding as a % of total no of Shares (calculated as per SCRR 1957) (VIII) as a % of (A+B+C2)	No of Voting Rights held in each class of securities (IX)				No of shares underlying outstanding convertible securities (including warrants) (X)	Shareholding as a % assuming full conversions of convertible securities (as a % of diluted equity capital) (XI)=VII+X as a % of (A+B+C2)	No. of Locked in Shares (XII)		No of Shares pledged or otherwise encumbered (XIII)		No of Equity Shares Held in Dematerialized form (XIV)
								Class X	Class Y	Total	Total as a % of (A+B+C)			No. (a)	As a % of total shares held (b)	No. (a)	As a % of total shares held (b)	
(A)	Promoter & Promoter Group	7	1290700	0	0	1290700	40.2878	1290700	0	1290700	40.2878	0	40.2878	0	0.0000	0	0.0000	1290700
(B)	Public	2243	1913000	0	0	1913000	59.7122	1913000	0	1913000	59.7122	0	59.7122	0	0.0000	0	0.0000	1142900
(C)	Non Promoter - Non Public	0	0	0	0	0	0.0000	0	0	0	0.0000	0	0.0000	0	0.0000	0	0.0000	0
(C1)	Shares Underlying DRs	0	0	0	0	0	0.0000	0	0	0	0.0000	0	0.0000	0	0.0000	0	0.0000	0
(C2)	Share Held By Employees Trusts	0	0	0	0	0	0.0000	0	0	0	0.0000	0	0.0000	0	0.0000	0	0.0000	0
	Total	0	0	0	0	0	0.0000	0	0	0	0.0000	0	0.0000	0	0.0000	0	0.0000	0
	Total A+B+C1+C2	2250	3203700	0	0	3203700	100.0000	3203700	0	3203700	100.0000	0	100.0000	0	0.0000	0	0.0000	2433600



**NUTECH GLOBAL LIMITED**  
**SHAREHOLDING PATTERN AS ON 30/09/2016**

Table - II Statement showing shareholding pattern of the Promoter and Promer Group

S.No.	Category & Name of the Shareholder (I)	PAN (II)	No of Shareholders (III)	No. of fully paid Equity Shares Held (IV)	No. Of Partly Paid Equity Shares Held (V)	No. Of shares underlying Depository Receipts (VI)	Total Nos. Shares Held (VII) = IV+V+VI	Shareholding as a % of total no of Shares (calculated as per SCRR 1957) (VIII) as a % of (A+B+C2)	No of Voting Rights held in each class of securities (IX)				No of shares underlying convertible securities (including warrants) (X)	Shareholding as a % assuming full conversions of convertible securities (as a % of diluted equity capital) (XI)=VII+X as a % of (A+B+C2)	No. of Locked in Shares (XII)		No of Shares pledged or otherwise encumbered (XIII)		No of Equity Shares Held in Dematerialized form (XIV)
									Class X	Class Y	Total	Total as a % of (A+B+C)			No. (a)	As a % of total shares held (b)	No. (a)	As a % of total shares held (b)	
(1)	Indian																		
(a)	Individual		5	860400	0	0	860400	26.8564	860400	0	860400	26.8564	0	26.8564	0	0.0000	0	0.0000	860400
	Krishna Mukhija	AAUPM4304R		100	0	0	100	0.0031	100	0	100	0.0031	0	0.0031	0	0.0000	0	0.0000	100
	Narain Das Mukhija	AECPM1619K		66100	0	0	66100	2.0632	66100	0	66100	2.0632	0	2.0632	0	0.0000	0	0.0000	66100
	Rajeev Mukhija	ACCPM1429M		131600	0	0	131600	4.1078	131600	0	131600	4.1078	0	4.1078	0	0.0000	0	0.0000	131600
	Santosh Mukhija	AAUPM4332R		52500	0	0	52500	1.6387	52500	0	52500	1.6387	0	1.6387	0	0.0000	0	0.0000	52500
	Shyam Sunder Mukhija	ABMPM2996C		610100	0	0	610100	19.0436	610100	0	610100	19.0436	0	19.0436	0	0.0000	0	0.0000	610100
(b)	Huf		0	0	0	0	0	0.0000	0	0	0	0.0000	0	0.0000	0	0.0000	0	0.0000	0
(c)	Central Govt /state Govt/ President Of India		0	0	0	0	0	0.0000	0	0	0	0.0000	0	0.0000	0	0.0000	0	0.0000	0
(d)	Financial Inst/banks		0	0	0	0	0	0.0000	0	0	0	0.0000	0	0.0000	0	0.0000	0	0.0000	0
(e)	Any other																		
	Other - Body Corporate		2	430300	0	0	430300	13.4313	430300	0	430300	13.4313	0	13.4313	0	0.0000	0	0.0000	430300
	Navlok Exhibitors Private Limited	AAACN8205B		66700	0	0	66700	2.0820	66700	0	66700	2.0820	0	2.0820	0	0.0000	0	0.0000	66700
	Nutech Refractories Private Limited	AAACN6062E		363600	0	0	363600	11.3494	363600	0	363600	11.3494	0	11.3494	0	0.0000	0	0.0000	363600
	Sub - Total		7	1390700	0	0	1290700	40.2878	1290700	0	1290700	40.2878	0	40.2878	0	0.0000	0	0.0000	1290700
(2)	Foreign																		
(a)	Individual (not/ Foreign Individual)		0	0	0	0	0	0.0000	0	0	0	0.0000	0	0.0000	0	0.0000	0	0.0000	0
(b)	Government		0	0	0	0	0	0.0000	0	0	0	0.0000	0	0.0000	0	0.0000	0	0.0000	0
(c)	Institutions		0	0	0	0	0	0.0000	0	0	0	0.0000	0	0.0000	0	0.0000	0	0.0000	0
(d)	Foreign Portfolio Investors		0	0	0	0	0	0.0000	0	0	0	0.0000	0	0.0000	0	0.0000	0	0.0000	0
(e)	Any Other																		
	Sub - Total		0	0	0	0	0	0.0000	0	0	0	0.0000	0	0.0000	0	0.0000	0	0.0000	0
	Total Shareholding of Promoter and Promoter Group		7	1390700	0	0	1290700	40.2878	1290700	0	1290700	40.2878	0	40.2878	0	0	0	0	1290700



**NUTECH GLOBAL LIMITED**  
**SHAREHOLDING PATTERN AS ON 30/09/2016**  
**Table - III Statement showing shareholding pattern of the Public shareholding**

S.N o.	Category & Name of the Shareholder (I)	PAN (II)	No of Shareholders (III)	No. of fully paid Equity Share Held (IV)	No. Of Partly Paid Equity Shares Held (V)	No. Of shares underlying Depository Receipts (VI)	Total Nos. Shares Held (VII) = IV+V+VI	Shareholding as a % of total no of Shares (calculated as per SCRR 1957) (VIII) as a % of (A+B+C2)	No of Voting Rights held in each class of securities (IX)				No of shares underlying outstanding convertible securities (including warrants) (X)	Shareholding as a % assuming full conversions of convertible securities (as a % of diluted equity capital) (XI)=VII+X as a % of (A+B+C2)	No. of Locked In Shares (XII)		No of Shares pledged or otherwise encumbered (XIII)		No of Equity Shares Held in Dematerialized form (XIV)	
									Class X	Class Y	Total	Total as a % of (A+B+C)			No. (a)	As a % of total shares held (b)	No. (a)	As a % of total shares held (b)		
(1)	Institutions																			
(a)	Mutual Funds		0	0	0	0	0	0.0000	0	0	0	0.0000	0	0.0000	0	0.0000	0	0.0000	0	0.0000
(b)	Venture Capital Funds		0	0	0	0	0	0.0000	0	0	0	0.0000	0	0.0000	0	0.0000	0	0.0000	0	0.0000
(c)	Alternate Investment Funds		0	0	0	0	0	0.0000	0	0	0	0.0000	0	0.0000	0	0.0000	0	0.0000	0	0.0000
(d)	Foreign Venture Capital Investors		0	0	0	0	0	0.0000	0	0	0	0.0000	0	0.0000	0	0.0000	0	0.0000	0	0.0000
(e)	Foreign Portfolio Investors		0	0	0	0	0	0.0000	0	0	0	0.0000	0	0.0000	0	0.0000	0	0.0000	0	0.0000
(f)	Financial Inst/banks		0	0	0	0	0	0.0000	0	0	0	0.0000	0	0.0000	0	0.0000	0	0.0000	0	0.0000
(g)	Insurance Companies		0	0	0	0	0	0.0000	0	0	0	0.0000	0	0.0000	0	0.0000	0	0.0000	0	0.0000
(f)	Provident Funds/ Pension Fund		0	0	0	0	0	0.0000	0	0	0	0.0000	0	0.0000	0	0.0000	0	0.0000	0	0.0000
(i)	Any other																			
	Sub-total (B)(1)		0	0	0	0	0	0.0000	0	0	0	0.0000	0	0.0000	0	0.0000	0	0.0000	0	0.0000
(2)	Central Govt /state Govt/ President Of India		0	0	0	0	0	0.0000	0	0	0	0.0000	0	0.0000	0	0.0000	0	0.0000	0	0.0000
	Sub-total (B)(2)		0	0	0	0	0	0.0000	0	0	0	0.0000	0	0.0000	0	0.0000	0	0.0000	0	0.0000
(3)	Non-institutions																			
(a)	(i) Individual-Holding Nom. Val. upto Rs.2 lakhs		2210	839621	0	0	839621	26.2079	839621	0	839621	26.2079	0	26.2079	0	0.0000	0	0.0000	0	0.0000
	(ii) Individual-Holding Nom. Val. greater then Rs.2 lakhs		10	1040009	0	0	1040009	32.4627	1040009	0	1040009	32.4627	0	32.4627	0	0.0000	0	0.0000	0	0.0000
	Dilawar Singh Arora			53900	0	0	53900	1.6824	53900	0	53900	1.6824	0	1.6824	0	0.0000	0	0.0000	0	0.0000
	Mayank Jagga	AGUPJ2172Q		166600	0	0	166600	5.2002	166600	0	166600	5.2002	0	5.2002	0	0.0000	0	0.0000	0	0.0000
	Minal Mukhija	ADEPM6866H		201500	0	0	201500	6.2896	201500	0	201500	6.2896	0	6.2896	0	0.0000	0	0.0000	0	0.0000
	Mohit Dinesh Desai	AHAPD9684L		110500	0	0	110500	3.4491	110500	0	110500	3.4491	0	3.4491	0	0.0000	0	0.0000	0	0.0000
	Ritu Muldhija	ADDDPM4748F		210000	0	0	210000	6.5549	210000	0	210000	6.5549	0	6.5549	0	0.0000	0	0.0000	0	0.0000
	Rupinder Singh Arora			51400	0	0	51400	1.6044	51400	0	51400	1.6044	0	1.6044	0	0.0000	0	0.0000	0	0.0000
	Sanjeev Mukhija	ADDDPM4155C		30200	0	0	30200	0.9427	30200	0	30200	0.9427	0	0.9427	0	0.0000	0	0.0000	0	0.0000
	Sanjeev Mukhija	ADDDPM4155C		151800	0	0	151800	4.7383	151800	0	151800	4.7383	0	4.7383	0	0.0000	0	0.0000	0	0.0000
	Sitaram Gupta	ADDFPG5672G		32800	0	0	32800	1.0238	32800	0	32800	1.0238	0	1.0238	0	0.0000	0	0.0000	0	0.0000
(b)	Nbfc Registered With Rbi		0	0	0	0	0	0.0000	0	0	0	0.0000	0	0.0000	0	0.0000	0	0.0000	0	0.0000
(c)	Employees Trust		0	0	0	0	0	0.0000	0	0	0	0.0000	0	0.0000	0	0.0000	0	0.0000	0	0.0000
(d)	Overseas Depository Holding DRs		0	0	0	0	0	0.0000	0	0	0	0.0000	0	0.0000	0	0.0000	0	0.0000	0	0.0000
(e)	Any Other																			
	Other - Body Corp		16	29156	0	0	29156	0.9101	29156	0	29156	0.9101	0	0.9101	0	0.0000	0	0.0000	0	0.0000
	Other - individual HUF		7	4214	0	0	4214	0.1315	4214	0	4214	0.1315	0	0.1315	0	0.0000	0	0.0000	0	0.0000
	Sub-total (B)(3)		2243	1913000	0	0	1913000	59.7122	1913000	0	1913000	59.7122	0	59.7122	0	0	0	0	0	1142900
	Total Public Shareholding		2243	1913000	0	0	1913000	59.7122	1913000	0	1913000	59.7122	0	59.7122	0	0	0	0	0	1142900



**NUTECH GLOBAL LIMITED**  
**SHAREHOLDING PATTERN AS ON 30/09/2016**

Table - IV Statement showing shareholding pattern of the Non Promter - Non Public shareholder

S.No.	Category & Name of the Shareholder (I)	PAN (II)	No of Shareholders (III)	No. of fully paid Equity Share Held (IV)	No. Of Partly Paid Equity Shares Held (V)	No. Of shares underlying Depository Receipts (VI)	Total Nos. Shares Held (VII) = IV+V+VI	Shareholding % as of total no of Shares (VIII) as a % of (A+B+C2)	No of Voting Rights held in each class of securities (IX)				No of shares underlying outstanding convertible securities (including warrants) (X)	Shareholding as a % assuming full conversions of convertible securities (as a % of diluted equity capital) (XI)=VII+X as a % of (A+B+C2)	No. of Locked in Shares (XII)		No of Shares pledged or otherwise encumbered (XIII)		No of Equity Shares Held in Dematerialized form (XIV)
									Class X	Class Y	Total	Total as a % of (A+B+C)			No. (a)	As a % of total shares held (b)	No. (a)	As a % of total shares held (b)	
(1)	Custodian/DR Holder		0	0	0	0	0	0.00	0	0	0	0.00	0	0.00	0	0.00	NA	NA	0
(a)	names		0	0	0	0	0	0.00	0	0	0	0.00	0	0.00	0	0.00	NA	NA	0
(2)	Employees Benefit Trust (under SEBI Based employees benefit ) Regulation 2014																		
(a)	names		0	0	0	0	0	0.00	0	0	0	0.00	0	0.00	0	0.00	NA	NA	0
	Toral Non-Promoter Non Public shareholding C = C1+C2																		

